


FLOS

05.7610.EQ Copper

Easy Kap Ø30 Adjustable NEW

Designed by FLOS Architectural, 2023

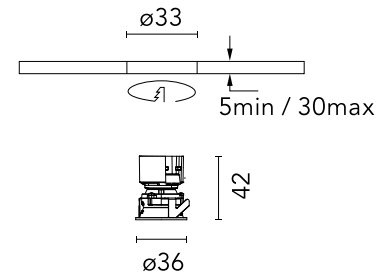
LED - Power LED - 3W - 198lm - 2700K - CRI> 95 - Beam° 19



Recessed luminaire with LED light source. Power supply not included. Installation frame not required.

Are you a professional and your project needs consulting and support?

[BOOK AN APPOINTMENT](#)



Main specifications

Mounting	Ceiling recessed
Light Source Type	LED
LED type	Power LED
Lamp category	LED
Number of heads	1
Power (W)	3
System power (W)	4.7
Source flux (lm)	222
System flux (lm)	198

Physical

Colour	Copper
Trim	Yes
Orientation	Adjustable
Longitudinal tilting (°)	17
Transversal tilting (°)	17
Recessed depth (mm)	54
Net weight (kg)	0.035
IP internal	20
IP external	54

Download

Mounting instructions [↓ PDF](#)

Photometric Files

LDT / IES [↓ ZIP](#)

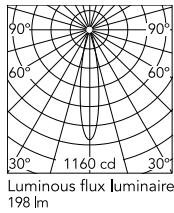
Technical Drawings

2D [↓ ZIP](#)

3D [↓ ZIP](#)



Schematic light drawing



Beam Angle: 19°

h(m)	E(lx)	D(m)
1	1160	0.34
2	290	0.68
3	129	1.02
4	72	1.37
5	46	1.71

1160 cd
Luminous flux Luminaire
198 lm

Photometric

Lighting type	Direct
Light distribution	Symmetric
CCT (K)	2700
CRI>	95
McAdam steps (SDCM)	3
Rf fidelity index	95
Rg gamut index	103
LED Life / Failure Ratio	L90B50>51.000h_Tc85°C
Beam angle C0-180 (°)	19
Beam angle C90-270 (°)	19
Extreme cut off	No
UGR _L	<10

Electrical

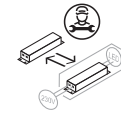
Insulation class	III
Forward voltage (V)	3.3
LED current (mA)	900
Power Supply	Remote excluded
Power Supply Type	Non Dimmable, Dimmable DALI 2, Dimmable 1-10V, Mains Cut Dimming
Dimming interface	Remote Dimmable (Dimmer Not Included)

Ecodesign and Energy Labelling

This product contains a light source of energy efficiency class **G**



Replaceable (LED only) light source by a professional



Replaceable control gear by a professional

 ⚠ A: Driver pass-through		Recommended power supply		
 ⚠ B: Register for service operation is required POWER SUPPLY	Non Dimmable 220-240V 700mA	60.9988	Serial Con.	⚠ A
	Non Dimmable 220-240V 900mA	60.9958	1 - 11	B
	Dali 2 220-240V 900mA	60.9602	1 - 5	B
	Dali 2 220-240V 900mA	60.9957	3 - 11	B
	1-10V 220-240V 900mA	60.9414	1 - 5	B
	1-10V 110-127 / 220-240 900mA	60.9208	2 - 5	B
	Casambi 220-240V 900mA	06.1974.00	1 - 5	B
	Mains Dimming 220-240V 900mA	60.9467	2 - 7	B
	Mains Dimming 220-240V 900mA	60.9692	4 - 9	B
	** Minimum embedding height 65mm only for 30mm ceiling thickness			

Accessories & Power Supply



REQUIRED
Power supply

Electrical

60.9414

Continuous current power supply of 20W, dimmable 0-10V, 220/240V - 50/60Hz



REQUIRED
Power supply

Electrical

60.9602

'Continuous current power supply of 20W, dimmable DALI 2, 220/240V - 50/60Hz with power current 900 mA



REQUIRED
Power supply

Electrical

60.9467

20W Constant current power supply, AC phase-cut adjustable, trailing & leading edge dimming (mains dimming), 220/240V - 50/60Hz, with dip-switch programmable power supply current. Output current: 900mA - 20W / 850mA - 20W / 800mA - 20W / 750mA - 20W / ...



REQUIRED
Power supply

Electrical

60.9208

Continuous current power supply of 13-20W - Dim 1-10V&Push - 110/240V - 50/60Hz with power current selected through adjustable



REQUIRED
Power supply

Electrical

06.1974.00

Power Supply & Casambi Controller 220-240V 900mA



REQUIRED
Power supply

Electrical

60.9692

30W, 220-240V - 50/60Hz Constant current power supply, with dip-switch programmable power supply current.



REQUIRED
Power supply

Electrical

60.9988

Power Supply Non Dimmable 3W 220-240V 700mA



REQUIRED
Power supply

Electrical

60.9958

Power Supply Non Dimmable 0,38-36W 220-240V 900mA



REQUIRED
Power supply

Electrical

60.9957

Power Supply Dimmable Dali 2
220-240V 900mA